



# Technical Data

## 45 Amp Double Pole Switches


### Brief product description:

The subtle design will blend with any décor - suitable for domestic or commercial installations.


### Features:

- White moulded round edge, sleek and slim with softly rounded edges
- Easy to install, supplied with fixing screws and installation instructions
- Colour coded terminals with backed out captive screws for fast installation
- Double pole for peace of mind and safer installation
- Twin earth for high integrity circuits
- Flush LED power indicator on 872 & 874
- Screw cover caps for a sleek appearance
- Anti-microbial certified - manufactured using high grade thermoset Urea which effectively inhibits the growth of infectious diseases, including MRSA, E-Coli, Salmonella and Klebsiella Pneumonia bacteria


### Product Images




872



873



874



875



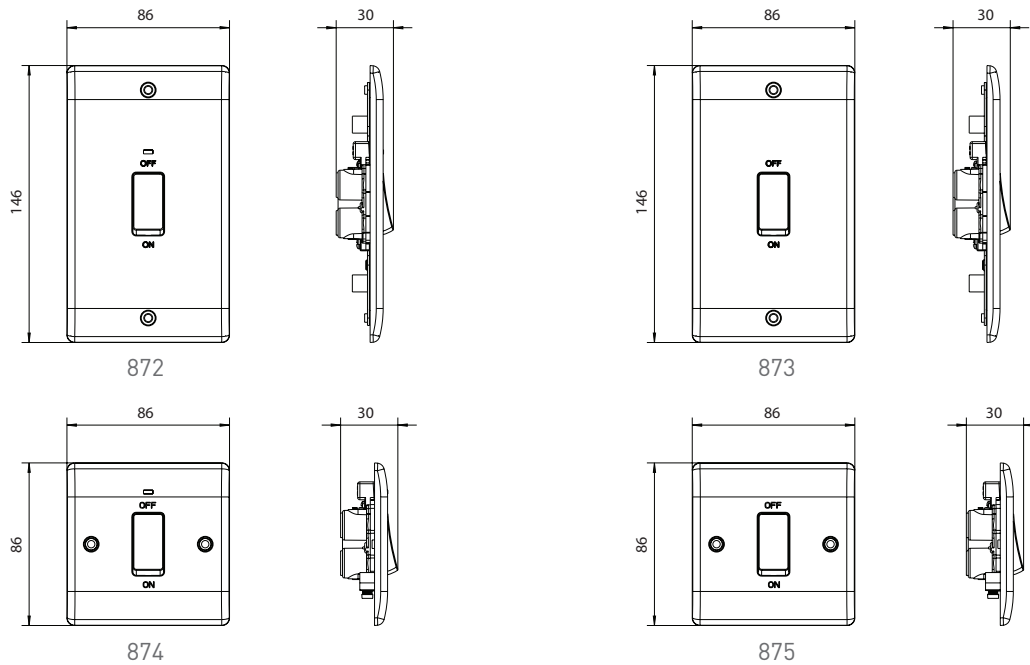
# 45 Amp Double Pole Switches

## Technical Specifications

Standard(s)	BS EN 60669-1
Rating	45 Amp 250V AC
Switch Type	Double pole
Terminal Capacity	4 x 4.0mm <sup>2</sup> 3 x 6.0mm <sup>2</sup> 1 x 16.0mm <sup>2</sup>
RoHS Directive	Yes
WEEE Directive	Yes
Mounting Box Depth (Min)	47mm
Fixing Centres	60.3mm (874, 875 products) 120.6mm vertical (872, 873 products)



## Line Diagrams



## Packaging Information

Cat No.	Description	Packaging Type			Pack Quantity			Barcode		
		Product	Inner Box	Outer Box	Each	Inner Box	Outer Box	Individual	Inner Box	Outer Box
872	DP RECT SW + LED	Printed Bag	Printed Carton	Printed Carton	1	5	50	5050765001816	5050765001823	5050765001830
873	DP RECT SW	Printed Bag	Printed Carton	Printed Carton	1	5	50	5050765001847	5050765001854	5050765001861
874	DP SQUARE SW + LED	Printed Bag	Printed Carton	Printed Carton	1	10	100	5050765001878	5050765001885	5050765001892
875	DP SQUARE SW	Printed Bag	Printed Carton	Printed Carton	1	10	100	5050765001908	5050765001915	5050765001922

## Weights & Dimensions

Cat No.	Description	Dimensions (H x W x D) cm				Weight (kg)				CBM (m <sup>3</sup> )
		Unpacked Product	Packed Product	Inner Box	Outer Box	Unpacked Product	Packed Product	Inner Box	Outer Box	Outer Box
872	DP RECT SW + LED	14.6 X 8.6 X 3.0	23 X 11 X 3.2	9.5 X 15.2 X 14.7	16.6 X 48.8 X 31	0.078	0.083	0.91	9.41	0.02511
873	DP RECT SW	14.6 X 8.6 X 3.0	23 X 11 X 3.2	9.5 X 15.2 X 14.7	16.6 X 48.8 X 31	0.078	0.083	0.91	9.41	0.02511
874	DP SQUARE SW + LED	8.6 X 8.6 X 3.0	16.5 X 11 X 3.2	9.5 X 15.2 X 14.7	19.6 X 48.8 X 30.8	0.078	0.082	1.34	13.73	0.02946
875	DP SQUARE SW	8.6 X 8.6 X 3.0	16.5 X 11 X 3.2	9.5 X 15.2 X 14.7	19.6 X 48.8 X 30.8	0.078	0.082	1.34	13.73	0.02946